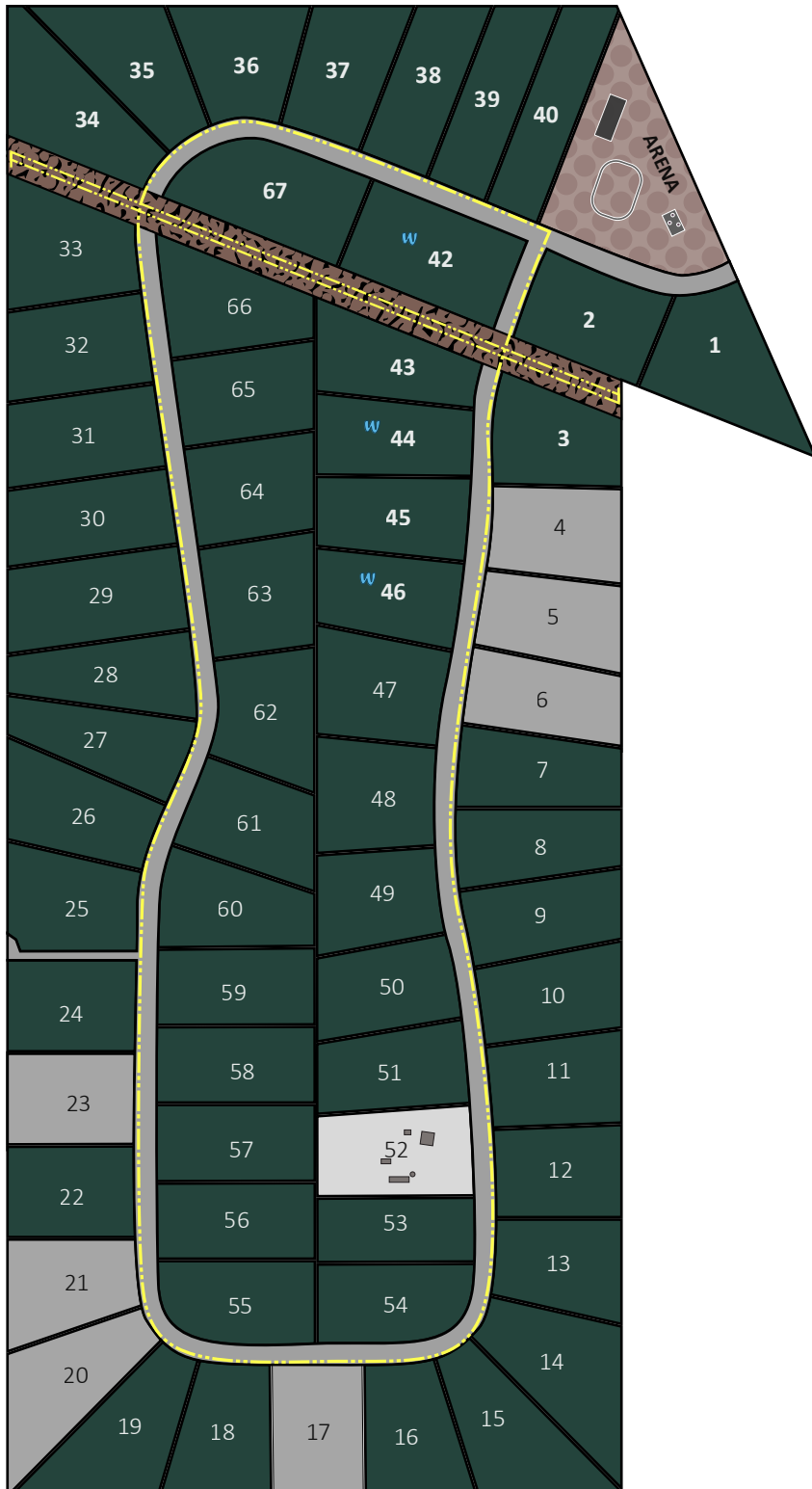









The Point

Inventory



-  - Drilled well on site
-  - Bridle Path
-  - The Greenway
-  - Arena
-  - Barn and other vertical features

Lot #	Size (acres)	Phase	Available?	Well (Y?)	Sale Price	Status
1	3.83	1A			186,000	
2	3.26	1B			165,000	
3	3.01	1B			146,800	
4		1B	X			SOLD
5		1B	X			SOLD
6		2B	X			SOLD
7	3.01	2B			141,300	
8	3.01	2B			141,700	
9	3.01	2B			141,500	
10	3.01	2B			143,000	
11	3.01	2B			143,500	
12	3.01	2B			153,000	
13	3.01	2A			143,500	
14	3.95	2A			187,000	
15	3.54	2A			169,900	
16	3.01	2A			143,000	
17		2A	X			SOLD
18	3.01	2A			152,500	Contract Pending
19	3.64	2A			174,000	Contract Pending
20		2A	X			SOLD
21		2A	X	Y		SOLD
22	3.03	2A			144,700	
23		2B	X	Y		SOLD
24	3.05	2B			145,000	
25	3.09	2B			149,900	
26	3.33	2A			156,800	
27	3.00	2A			140,000	
28	3.11	2A			147,000	
29	3.88	2A			188,000	
30	3.33	2A			160,500	
31	3.33	2A			156,800	
32	3.33	2A			158,000	
33	3.33	2A			164,500	
34	3.85	1A			189,900	
35	3.37	1A			162,500	
36	3.19	1A			153,200	
37	3.23	1A			153,000	
38	3.19	1A			152,500	
39	3.19	1A			152,500	
40	3.22	1A			151,500	
42	4.04	1A		Y	212,000	
43	3.01	1A			145,000	
44	3.06	1A		Y	157,800	
45	3.13	1A			148,300	
46	3.14	1A		Y	162,500	
47	3.46	2A			164,000	
48	3.34	2A			157,800	
49	3.08	2A			146,000	
50	3.08	2A			146,800	
51	3.08	2A			147,400	
52		2B	X	Y		Under Contract
53	2.53	2B			135,000	
54	3.01	2A			153,500	
55	3.16	2A			151,200	
56	3.16	2B			150,000	
57	3.16	2B			150,000	
58	3.16	2B			151,000	
59	3.16	2A			155,170	
60	3.16	2A			152,500	
61	3.16	2A			150,500	
62	3.16	2A			152,170	
63	3.16	2A			148,500	
64	3.16	2A			151,000	
65	3.16	2A			151,000	
66	3.16	2A			152,000	
67	4.05	1A			197,900	

-  Under Contract
-  Large lot
-  Large lot with well
-  SOLD
-  Well lot